

Go to: [www.trinitygreeley.org/giveonline](http://www.trinitygreeley.org/giveonline) or [www.simplechurchgiving.net/app/giving/trinityec](http://www.simplechurchgiving.net/app/giving/trinityec)

Trinity Episcopal Church

GIVE NOW SIGN IN

Person's Name

FIRST NAME LAST NAME

Trinity Parishioner

To contribute for a special purpose, such as altar flowers, please select "General Fund," in the fund dropdown below. A memo box will appear in which you can indicate the purpose of your donation.

My Donation

FUND AMOUNT

Choose a Fund \$

+ ADD DONATION

Make this gift recurring

SUBMIT!

To try online giving or to give once click "Give Now"  
If you have already set up a giving account—click "Sign In"

Fill in your first and last names, then select a fund (General or Capital). For donations for special purposes, such as altar flowers, choose "General Budget"

My Donation

FUND AMOUNT

General Budget \$

+ ADD DONATION

MEMO: optional

Identify special purpose of a general fund donation, i.e. altar flowers

Make this gift recurring

When you choose "General Budget," a Memo box will appear. You can designate a special purpose for the donation. If you need to pay for two separate purposes (such as monthly pledge and altar flowers, choose "Add Donation"

## My Donation

FUND

General Budget X

AMOUNT

\$ 70.00

+ ADD DONATION

MEMO: *optional*

Identify special purpose of a general fund donation, i.e. altar flowers

Make this gift recurring

I'd Like To Give By

 Credit Card ACH  
Bank Account


After you have chosen "Fund" and set the amount, you will choose how you want to pay— credit card or bank account.

Then Complete the Giving Form

You will enter either:  
Credit Card #, Expiration and CVV  
OR  
Bank Routing and Account Numbers,  
plus Bank Information

NAME ON CARD

CARD NUMBER


0000 0000 0000 0000 

EXPIRATION

Month

Year

CVV2



### Billing Information

STREET ADDRESS

ZIP CODE

EMAIL ADDRESS


PHONE NUMBER *optional*

Add 1.5% to help cover costs of processing. \$0.00


TOTAL: \$70.00

Finally Click Submit

**SUBMIT!**

 SECURE CREDIT CARD PAYMENT

If you want to set up an account for regular or scheduled giving,...



GIVE NOW SIGN IN

Click "Sign In"

Choose your preferred sign in method

TEXT

EMAIL

New? REGISTER FOR AN ACCOUNT >

Then click on "Register for an Account"

### Register for an account

If this is your first time giving online, provide the information below to create your SimpleChurch Giving account.

In order to register with your phone number, a secure pin must be sent to your device and a text message will be sent to you when prompted.

FIRST NAME LAST NAME

ADDRESS

CITY STATE ZIP CODE

EMAIL ADDRESS *optional if using phone number* PHONE NUMBER *optional if using email address*

Email address used for sign in and receiving confirmation emails Phone number used for sign in.

PASSWORD CONFIRM PASSWORD


CANCEL REGISTER

Click register.

Complete Registration Form, deciding whether you want to log in with your email or phone number

Select a secure password.

Once you have an account, you can give by clicking on “Sign In” and entering your email and password. You can then fill out the “My Donation” form for a one time payment...



GIVE NOW SIGN IN

TrinityParishioner@yoohoo.com  
candkw@comcast.net


PASSWORD [Forgot Password?](#)

.....

SIGN IN

New? [REGISTER FOR AN ACCOUNT >](#)

Select Fund



GIVE NOW SCHEDULED HISTORY

### My Donation

FUND	AMOUNT
General Budget	\$ 400.00

+ ADD DONATION

MAKE THIS GIFT RECURRING

I'd Like To Give By

Default (Account x9472)

ADD 1.5% TO HELP COVER COSTS OF PROCESSING.

1.5% CONVENIENCE FEE:	\$1.50
<b>TOTAL:</b>	<b>\$101.50</b>

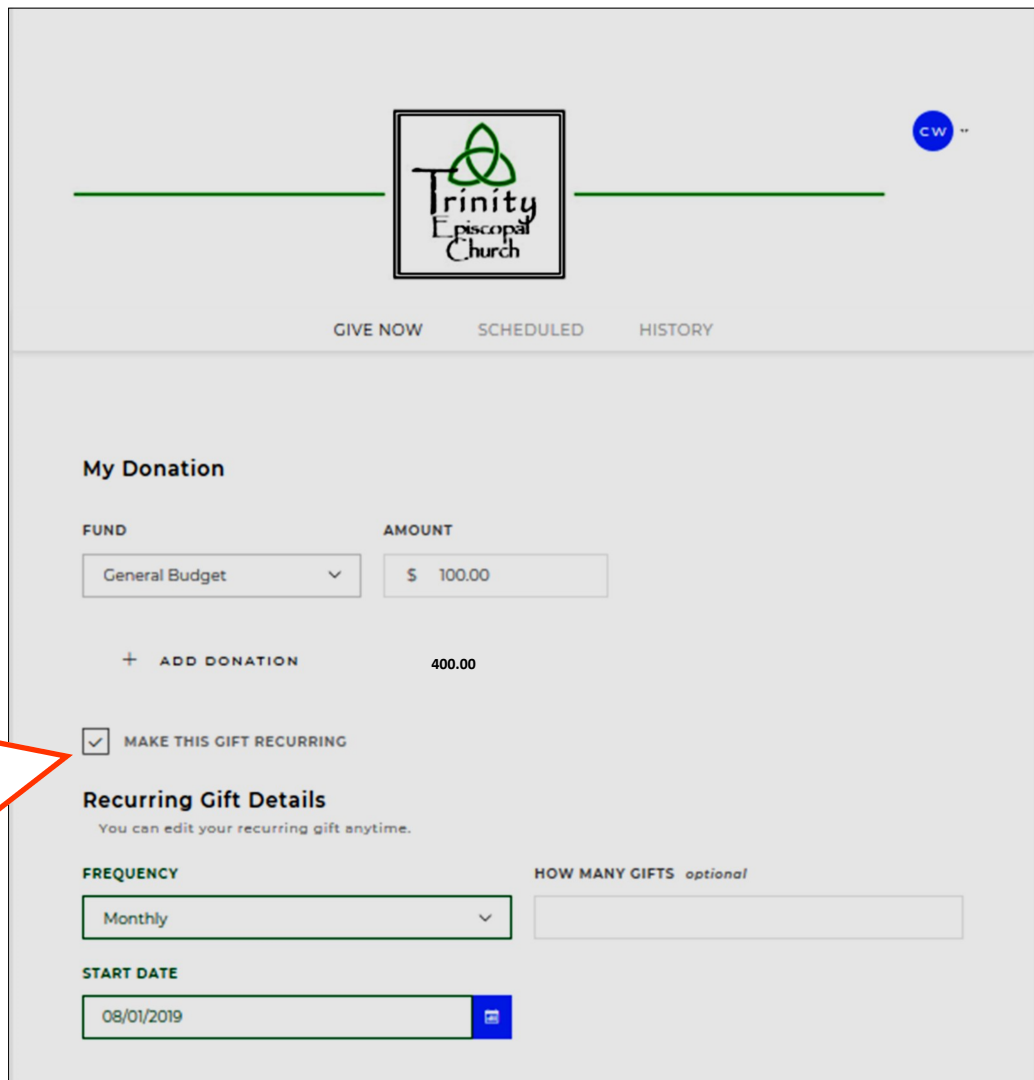
Click Submit

SUBMIT

This is a secure 128-bit SSL encrypted payment  
Online Giving powered by SimpleChurch Giving

You may add 1.5% to defray costs to church.

If you wish to set up a recurring payment (i.e. automatically pay your pledge at the beginning of each month)...



The screenshot shows the Trinity Episcopal Church donation interface. At the top center is the church's logo, which consists of a green interlocking knot symbol above the text "Trinity Episcopal Church". To the right of the logo is a blue circular icon with the letters "CW". Below the logo are three navigation tabs: "GIVE NOW", "SCHEDULED", and "HISTORY".

The main content area is titled "My Donation". It features two input fields: "FUND" with a dropdown menu set to "General Budget" and "AMOUNT" with a text box containing "\$ 100.00". Below these is a "+ ADD DONATION" button and a total amount of "400.00".

A checkbox labeled "MAKE THIS GIFT RECURRING" is checked. Below this is the "Recurring Gift Details" section, which includes the instruction "You can edit your recurring gift anytime." and three input fields: "FREQUENCY" (a dropdown menu set to "Monthly"), "HOW MANY GIFTS" (a text box with the word "optional" next to it), and "START DATE" (a text box containing "08/01/2019" and a calendar icon).

Check the box that says "Make This Gift Recurring".

When you have completed your online contribution, you will receive a confirmation message (seen below) and an email from Trinity Episcopal Church.

